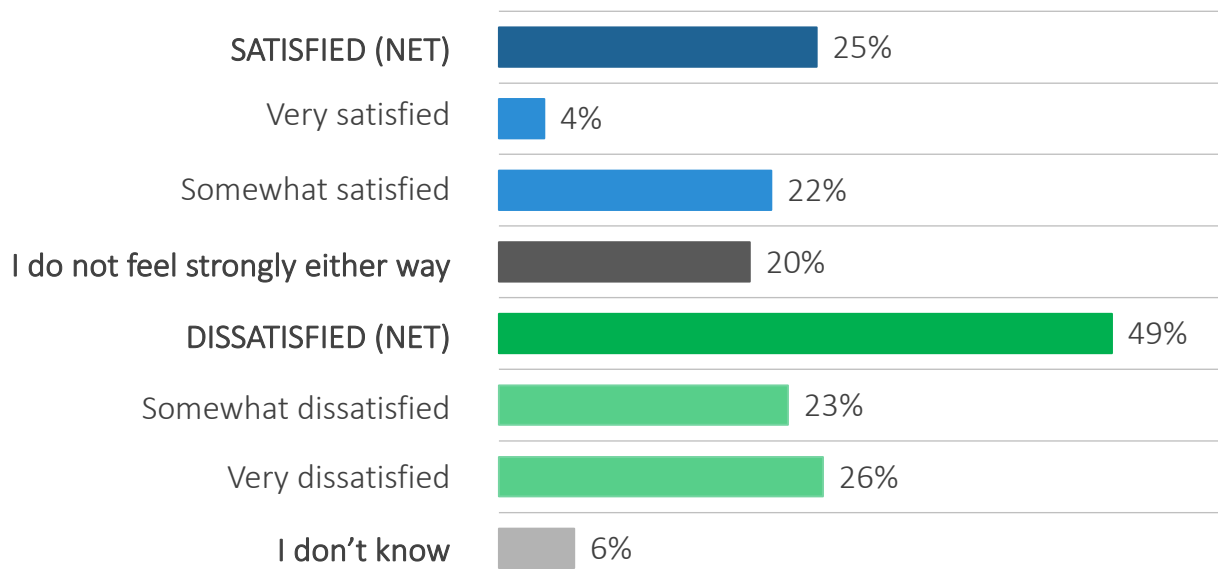


Attitudes towards government use of evidence among the Canadian public



Nearly half (49%) of Canadians are dissatisfied with government transparency on factors that influence policy decisions

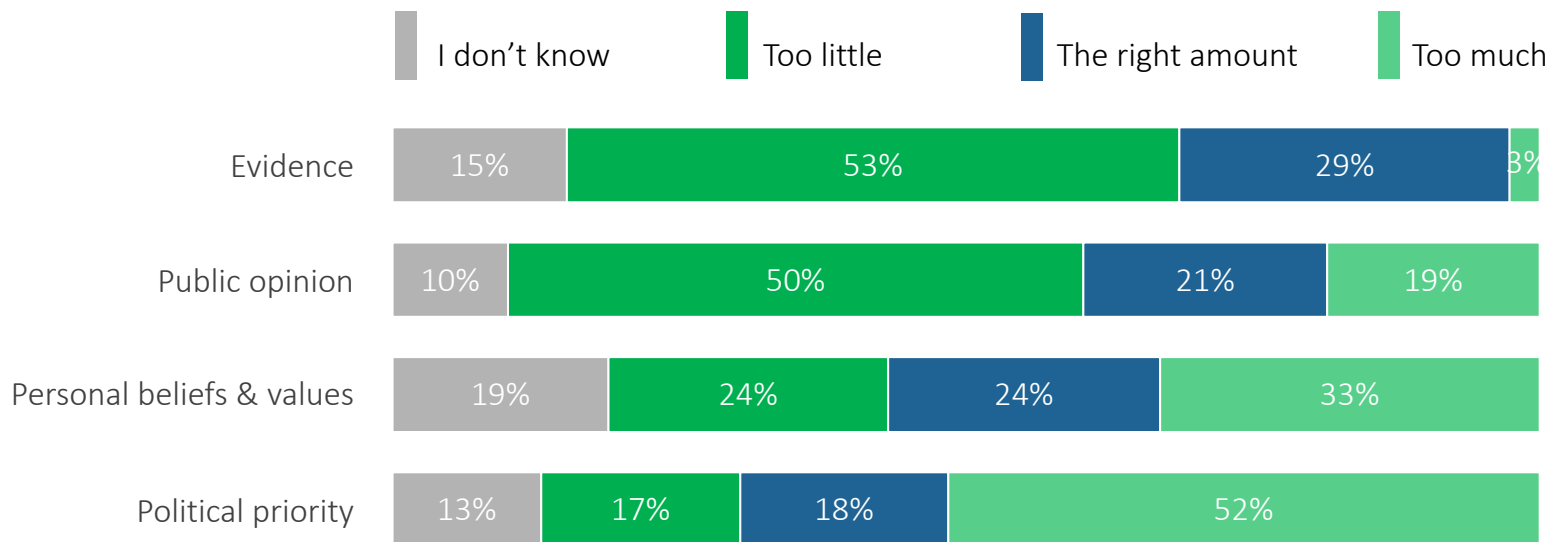
Q1 Governments have to consider many types and sources of information when making decisions. How satisfied are you with how transparent governments are about the factors influencing their decisions?



Base: 1,524 Online Canadian Adults 18+, March 24 and March 27, 2023

Over half of Canadians feel governments pay too little attention to evidence and public opinion and too much on political priority when making decisions

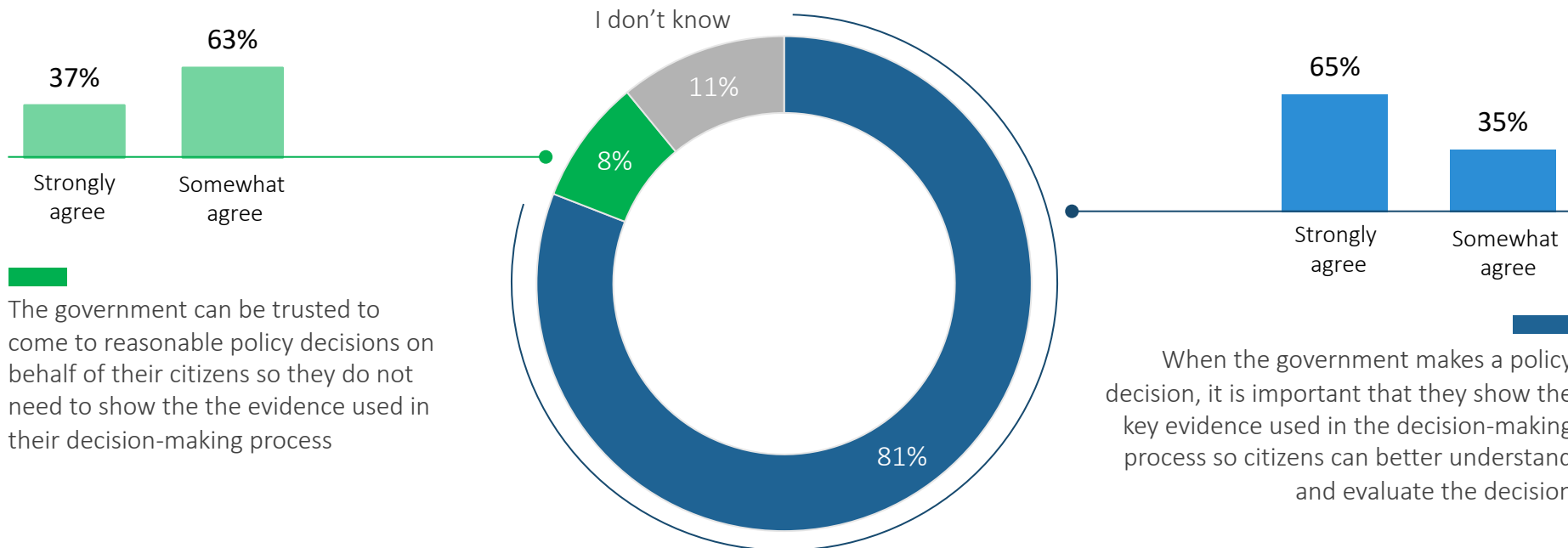
Q2 When governments are making decisions, do you think they pay too much, too little, or the right amount of attention to each of the following?



Base: 1,524 Online Canadian Adults 18+, March 24 and March 27, 2023

Eight-in-ten (81%) Canadians want to see the key evidence used in government decision-making

Q3 Which of the following views is closest to your own?

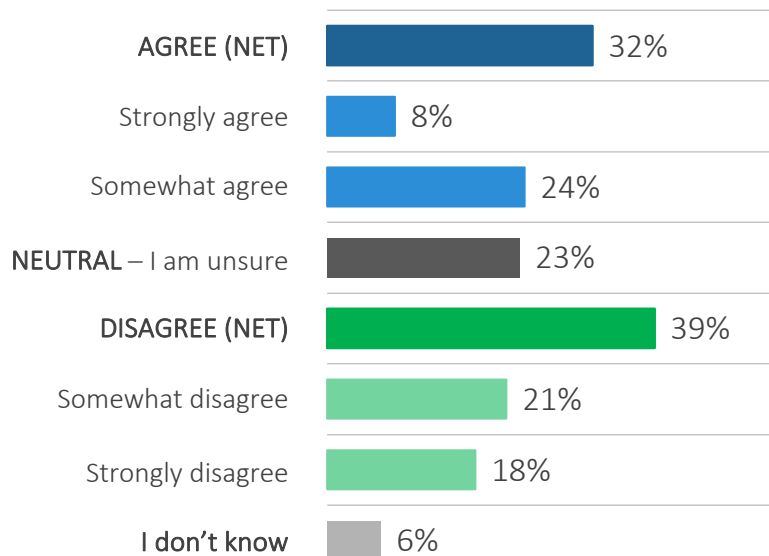


The government can be trusted to come to reasonable policy decisions on behalf of their citizens so they do not need to show the the evidence used in their decision-making process

When the government makes a policy decision, it is important that they show the key evidence used in the decision-making process so citizens can better understand and evaluate the decision

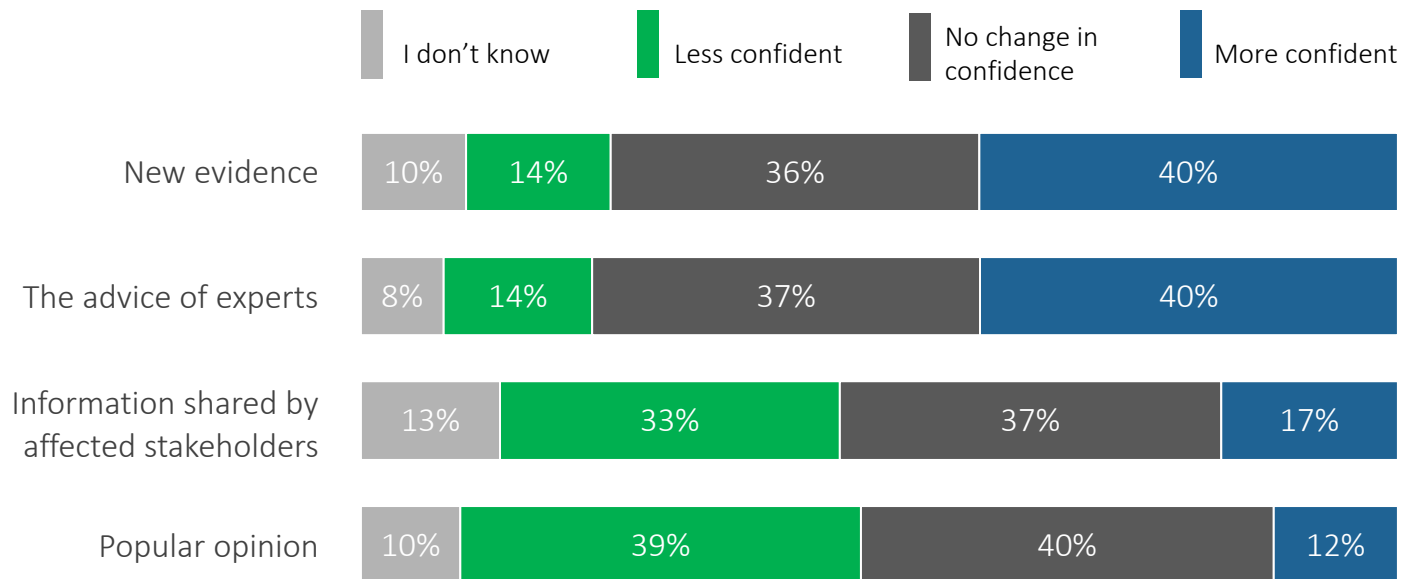
Canadians are divided on whether governments provide adequate information for them to understand policy decisions

Q4 When the government announces that they are taking action to address an issue (for example, increasing funding for mental health services, changing environmental regulations, or introducing a new tax rebate), overall do you agree or disagree that they provide enough information for you to understand why their policy is the best course of action and how they will implement it?



Canadians are more confident in government decision-making if a change in policy is based on new evidence or the advice of experts, compared to if the change is based on information shared by affected stakeholders or popular opinion

Q5 How does it affect your confidence in government decision-making when a policy decision is changed based on the following factors?



Base: 1,524 Online Canadian Adults 18+, March 24 and March 27, 2023

Methodology



An online survey.



Survey participants were asked to consider both the federal and provincial governments in their responses.



1,524 Canadians, 18+.



Completed between March 24 and March 27, 2023 using Leger's online panel.



No margin of error can be associated with a non-probability sample (i.e. a web panel in this case).

For comparative purposes, though, a probability sample of 1,524 respondents would have a margin of error of $\pm 2.5\%$, 19 times out of 20.



The numbers presented have been rounded.

Leger's online panel

Leger's online panel has more than 400,000 members nationally and has a retention rate of 90%.

Quality control

Stringent quality assurance measures allow Leger to achieve the high-quality standards set by the company. As a result, its methods of data collection and storage outperform the norms set by WAPOR (The World Association for Public Opinion Research). These measures are applied at every stage of the project: from data collection to processing, through to analysis. We aim to answer our clients' needs with honesty, total confidentiality, and integrity.

Also, poll aggregator *338Canada.com* gave Leger the highest rating among all polling firms in Canada for the accuracy of its studies. (See <https://338canada.com/pollster-ratings.htm>.)

This work was made possible thanks to the generous support of the Trottier Family Foundation.



Leger

THE LARGEST CANADIAN-OWNED
POLLING, MARKET RESEARCH
AND ANALYTICS FIRM

MONTREAL • QUEBEC

TORONTO • WINNIPEG • EDMONTON • CALGARY

VANCOUVER • PHILADELPHIA